

THE PAPERS OF HENRY C. MERCER

Record Group 2 -- Records of the Moravian Pottery and Tile Works
Series 1 -- Correspondence and small plans and drawings

DATE: 1920-1921

JOB FILE NUMBER: 1920-05

LOCATION:

Villa Nova, Pennsylvania

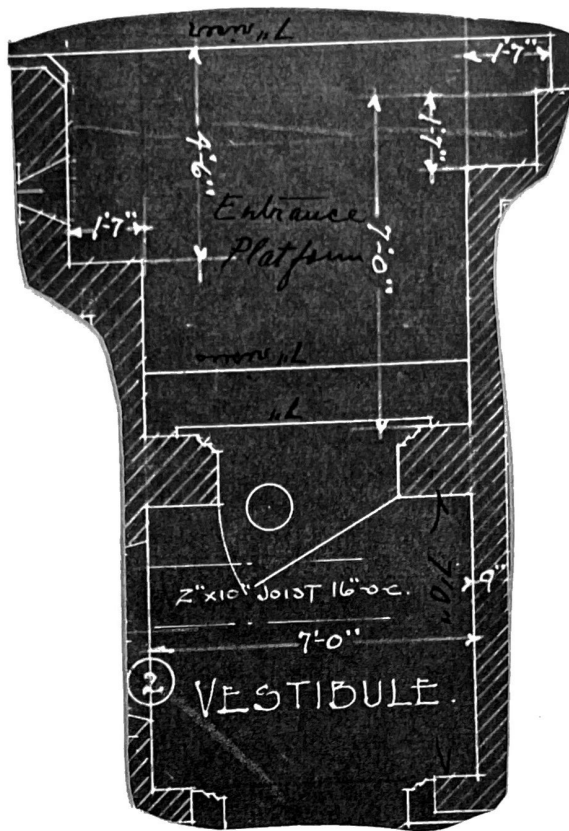
CUSTOMER:

Bodine, William W., residence

ARCHITECT:

William Wayne, Jr., Philadelphia, Pennsylvania

AGENT:



1501 Spruce St.

Phila May 8th 1920

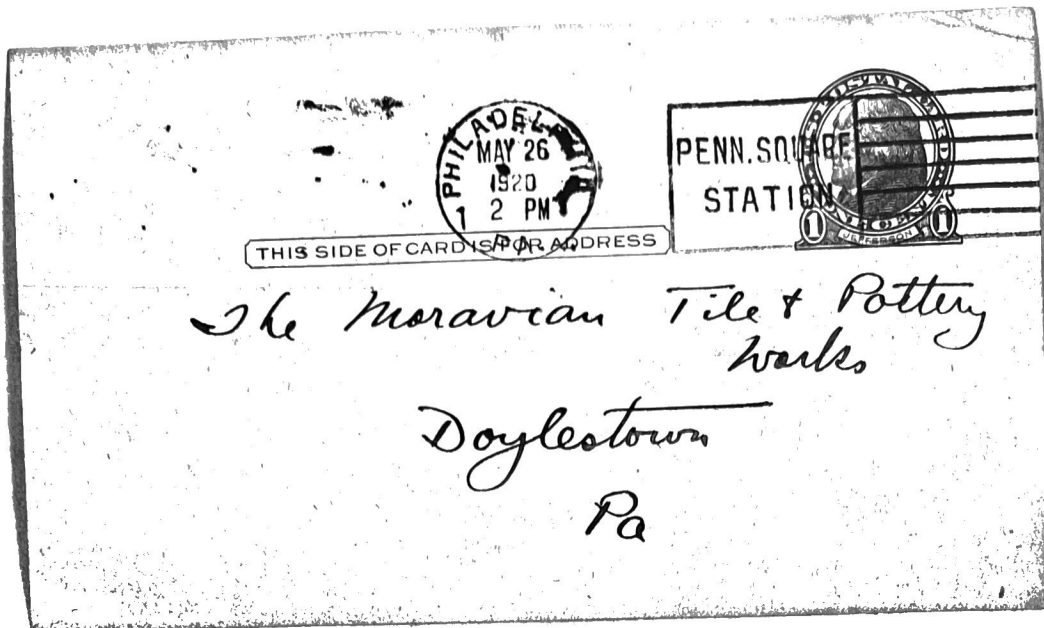
H. Moravian Pottery & Tile Works
Doylestown Pa.

Dear Sirs:

Will you kindly give me
figures (each floor separately) for sup-
plying F.O.B. cars, Doylestown, paving
for floors shown on accompanying
blue prints. As selected for Bodine
residence and in addition on an
18" border of blue tile around library
and library bay if same can be
applied with a reason. We are
very desirous of having this border for
the color note of the room.

If no selection was made for
entrance platform make same as
rest of the room and oblige yours truly

William Wayne Jr.



1501 Spruce St.
Phila May 26th

Dear Sir

Did you receive a layout,
from me, for a figure on tile
selected for Bodine house?
Same were sent May 10th

Yours truly
William Wayne Jr

1501 Spruce St.
Phila. July 20th

The Moravian Pottery Co
Doylestown Pa

Dear Sir.

I am enclosing a larger
scale and better detailed set of
floor plans, covering all borders
etc discussed on July 3rd

The dining room border includes
back hearth and entire of bay at
opposite end of room in tile.

The library border includes the
same. There are also backs &
jambs of three fire places & match
floor tile in color.

Would you kindly send me
a sketch of rising so I will
know how far back to keep my
concrete rise and also the width of
library and dining room borders.

I would appreciate the above
at your earliest convenience

And a revised and complete
figure at your leisure would I
think close this. Yours very truly William Lloyd

1501 Spruce St.
Aug 4th

Dear Mr Swain

In reply to your favor of
the 3rd inst. I wish to say that
in every case ^{excepting dining room} the border shall
run straight across and the
hearth be filled in with border
tiles or field tiles. In dining
room let border die on the
sides continuing that portion which
over laps around into fire hole.

Am very much obliged to
you for the roofing sample
in haste yours very truly
William Wayne Jr.

1501 Spruce Street,
Philadelphia, Penna.,
August 16, 1920.

The Moravian Tile & Pottery Co.,
Doylestown, Penna.

Dear Sirs:-

I would be obliged if you could send me revised figures on the Bodine job, as I am leaving for a two months trip to Europe next week and would like to have this settled by that time.

Yours truly,

William Wayne J

6.

1501 Spruce Street,
Philadelphia, Penna.,
August 20th, 1920.

Moravian Pottery & Tile Works,
Doylestown,
Pennsylvania.

Gentlemen:-

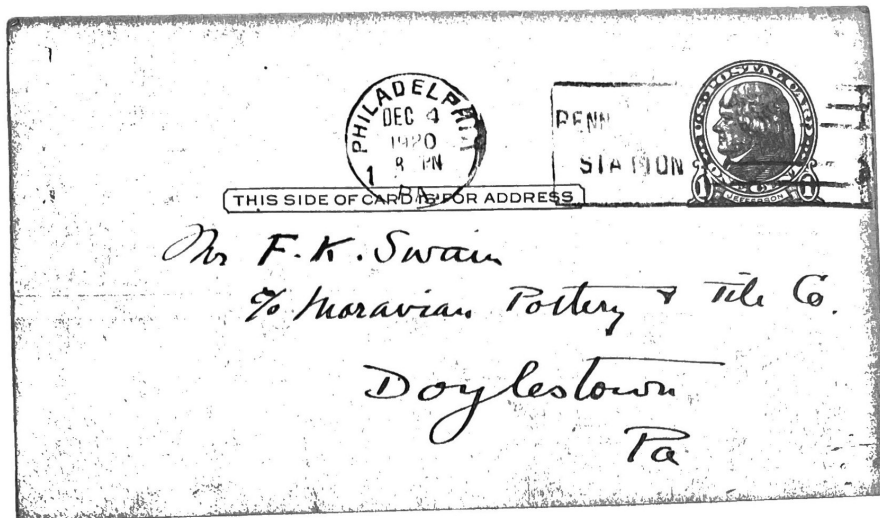
I wish to accept your proposal of August 19, 1920 to furnish tile for Mr. W. W. Bodine's residence at Villa Nova, entire, amounting to Nine hundred and forty two Dollars and sixty two cents (\$942.62), by December will be satisfactory.

Kindly note that freight must be pre-paid to Villa Nova:

Yours very truly,

William Wayne Jr

C.



Dec 4th 1920

There is no rush on any
of Bodine's work. So do not
get your self tied up on
account of it.
yrs truly W W Waynes Jr

1501 Spruce St.,
Philadelphia, Penna.

January 26, 1921.

Mr. F. K. Swain,
Moravian Pottery & Tile Works,
Doylestown, Penna.

Dear Mr. Swain:-


As you suggest, you had best ship (freight prepaid) all tile for W.W.Bodine residence excepting library, as soon as possible. And will you kindly have crates labelled as to contents or numbered and send me the schedule, also the rubbings for setting. I already have rubbings for the two borders. As I recall it, the library bay is the same as the border is it not? You do not mention the tile for backs and jams in dining room and hall, but I assume they are included.

The Library is a panelled room and I trust this blue tile will not hold me up, because of course, I can't put any finish in the room until the tile is laid. Sorry to hear the color is so high in price and difficult to get, but it is the keynote of our room, which should be very handsome.


Yours very truly,

William Wayne Jr

WW:C.



Apr 7th
Dear sir
The range of samples I
took with me for the Bodine
dining room are o.k. - Kindly
rush the order and notify me
when out of R.R. packed in
boxes so that I can take them
in motor *Wm Wagon*



PENN. SQUARE
STATION



THIS SIDE OF CARD IS FOR ADDRESS

Mr. F. K. Swain
% Meravian Pottery & Tile Works
Daylestown
Pa.

Shipment as you suggest of
balance of hall & library
in about ten days will
be satisfactory.

Yrs truly William Wagner

WILLIAM WAYNE, JR.
1501 SPRUCE STREET
PHILADELPHIA, PA.
BELL PHONE

March 31, 1921.

The Moravian Pottery & Tile Works,
Doylestown, Pa.

ATTENTION - Mr. Frank Swain.

Dear Sirs:

I regret to have to inform you that the tile shipped for the dining room in Mr. Bodine's residence, cannot be used, as they do not appear to be the tile ordered. On July 3rd, Mr. Bodine brought home a sample of his selection for this room so as to have the fire place facing, walls and hangings blend with same and the light cream supplied spoil the entire effect.

I am enclosing ^{under separate cover} a portion of the tile Mr. Bodine picked out of a sample floor you had at the works; the whole tone of which was similar to this and had none of the light cream.

I am holding these tile for your instructions and will you kindly advise me by 'Phone how long it will take to replace this lot.

The loggia floor is laid and is very successful, and what has been unpacked of the hall is better than what we saw at the works. So far as I know at this writing, the balance is satisfactory.

Yours very truly,

William Wayne Jr

WW, Jr./a.

1501 Spruce St.
Apr 26th

Dear Mr. Swain

It is a corner piece of red
wooding I require and if you could
mail one to my address at once I
would be greatly obliged - as I may
get same in time for the tile setter
who arrive tomorrow to lay dining
room tile.

Yours truly
William Wayne

1501 Spruce St.
April 29th

Dear Mr Swain

I received a corner mosaic this
A.M. which is correct for size but
should be red to match entrance plat-
form - It belongs on the corner of
the first tread which must have
been over looked in the shipment.
In the dining room I have one
chipped square tile left and had
to use broken pieces to fill out
the border strips. However it is
I believe satisfactorily completed.
I would be obliged if you would
send this corner mosaic and the
blue strips at your earliest
opportunity.

Yours truly
William Wayne J

Pair same as Mall Field 54 Per 4' x 4'

2 Entry Border & Bay.

15'-8" X 18'-0" = 66 lin ft @ 1.68 ft \$110.88

9 solid Blue Sug. B. (3mm @) 14^c 126 - 552 Pcs
17" wide { 4 " " 2' X 6' @ 10^c 42 250 "
\$1.68

Hearth 4'-3" X 2'-0" = 8 1/2 sq ft

Bay - 11'-3" X 9'-0" 101 1/2 "

110 sq ft Acid Blue Sug. B. @ 1.26 990 Pcs 138.60

\$249.48

Vestibule Floor - No Border

7'-0" X 6'-11" = 48 sq ft

307 Green B.

4'-0" X 9" = 3

35 " " Males

4'-0" X 1'-6" = 6

360 Plugs -

57

57 sq ft 4 1/2 dark Red Plugs stain &
Buff grey Black red & fern 46c

\$26.22

Entrance Platform -

10'-7" X 2'-10" = 29 sq ft

267 Green B.

8'-7" X 1'-7" = 14

30 " " Males

7'-0" X 7" = 4

300 Plugs

47 sq ft as above 46c

21.62

3 Steps

25 lin ft Red step rising 6' X 4' Red 50c 20.00

50 Pcs straight

Raise 63 Pcs 4 1/2" @. Red 6c 3.78

63 " Green

Insets 72 " 4 1/2" " " 6c 4.32

72 " Green

28.10

49.72

3 Loffia - Floor with Binder

$$\begin{array}{r} 22'-2" \times 13'-3" = 294 \\ 12'-3" \times 1'-9" = 21 \\ \hline 315 \end{array}$$

$$\begin{array}{r} \text{Des steps} \\ 8'-3" \times 3'-3" = 27 \\ 3'-0" \times 2'-0" = 6 \\ \hline 33 \end{array}$$

Binder 7 1/2" wide - = 73 Lin ft = 46 sq ft. - 1000 Bricks 28 Feb @.

28 2¢/ft Bricks + Sq @. Dark stain @ 55¢ = 155.10

2360764 feet 2124 Pcs Sq. Onwards Black stain 5 1/2 Lin ft sq. Corner 6" x 4" full dark stain 1.00 5.50-11 Pcs straight

$$\begin{array}{r} 18 \text{ Pcs } 4 \frac{1}{2} \times 4 \frac{1}{2} \text{ Pairs - stain } 8^\circ \\ 1.44 - 18 \text{ Pcs } \\ \hline 6.94 \\ \hline \$162.04 \end{array}$$

Porch - Floor

$$\begin{array}{r} 11'-9" \times 9'-11" = 117 \\ 4'-0" \times 0'-9" = 1 \\ 3'-0" \times 1'-7" = 5 \\ \hline 123 \text{ sq ft } 7^\circ \end{array}$$

\$ 8.61

Plugs 2' x 2' stain, red, Black 492 Pcs Plugs R + green -

Porch Siding - Floor

$$\begin{array}{r} 4'-0" \times 6'-4" = 25 \\ 1'-4" \times 5'-0" = 7 \\ \hline 32 \end{array}$$

32 sq ft 7° 2.24 128 Pcs Plugs -

2 steps -

$$\begin{array}{r} 10 \text{ Lin ft Siding - stain } 4 \times 6 \text{ } 1.00 \\ 25 \text{ Onwards } 4 \frac{1}{2} \text{ stain } 8^\circ \\ 10.00 \text{ } 20 \text{ Pcs straight } 25 \text{ } 2.50 \\ \hline 2.00 \\ \hline \$14.24 \end{array}$$

4

Dining Room Dining -

8 ft around 3'-6" high = 28.29 ft

28.29 ft Solid Buff 1"x3" cuts @ 65¢ \$18.20

Hall - Dining

7 1/2 ft around 3'-8" high = 28.29 ft

28.29 ft dark wood 1"x3" cuts @ 65¢ \$18.20

Library Dining

7 1/4 ft around 3'-0" high = 21 3/4 ft

21 3/4 ft solid blue 1"x3" @ 1.30 28.29

Becks & Janks
Good Buff

1" x 3"

Libby Becks & Janks
Slt Blue 1" x 3"

Hall - Becks & Janks
Same as field - dark red
strips - 1" x 3"

Charges

may - 27-20

Entrance Platform

69 sq ft. field $4\frac{1}{2}$ + Plugs all col. #31.74
 24 Run ft Step Cornice {6" Long Red
 4" deep} c 88 19.20
 78 Pcs $4\frac{1}{2}$ " x $4\frac{1}{2}$ " Riser Red c 67 4.68
 \$55.62

West Wall

60 sq ft. field $4\frac{1}{2}$ + Plugs
 all colors - c 467 #27.60

Porch

123 sq ft. Plugs 2" all col
 with Ry Bldg Brick - c 77 8.61
 5 Run ft Step Cornice {6" Long Red
 4" deep} c 88 4.00
 13 Pcs $4\frac{1}{2}$ " x $4\frac{1}{2}$ " Riser Red c 67 78
 \$13.39

Hall

342 sq ft. Brick Pt - Border
 Eng & field c 557 #188.10

Loggia

285 ft. Field + Bunker

5 1/2 Run ft. of 11 1/2" wide
1/2" wide
1/2" wide

13 1/2" x 13 1/2" Bunker

\$12.77

Library Bunker 18" wide

68 Run ft. 18" wide Library
out, played black

28 Run ft. 18" wide Library
out, played black

\$25.00

3 Run 4 1/2" Blue Bunker } = 11" wide
2 " 2 1/2" " " }

Field of Run 4 1/2" Blue

Entrance Platform + Vestibule
Burnt Oak Red Plugs $2' \times 2'$
slams + Buff gold 2 in Border
Black + Red + green

Porch

Plugs $2' \times 2'$ same color
as above use with
Birch regular Bldg. Paint

Hall

Border Birch Paint gold
Buff. Yel. Green + Grey Green
Gold Buff. Birch Paint
slams Strips $1' \times 6' - 1' \times 6'$
slams $1' \times 6'$ in center

Field

Eng. Green + gold Buff
Dark Green

Loggia. Border

Bricks 2" x 3" gold Buff



Field. Eng. Quarries dark
(stain not to light)

X changed to Brown Blackface sample

Wm Wayne Jr.

Feb - 28 - 20

See estimate

Aug 19 - 20

Jm: Rm Border
 2 " 21 ft 42
 2 18 " 36
 78

Bay
 solid tiles
 3" x 3"

Border 4 rows 3" x 3" } light green
 2 rows 1 1/2" x 6" } Buff
 = 36" wide